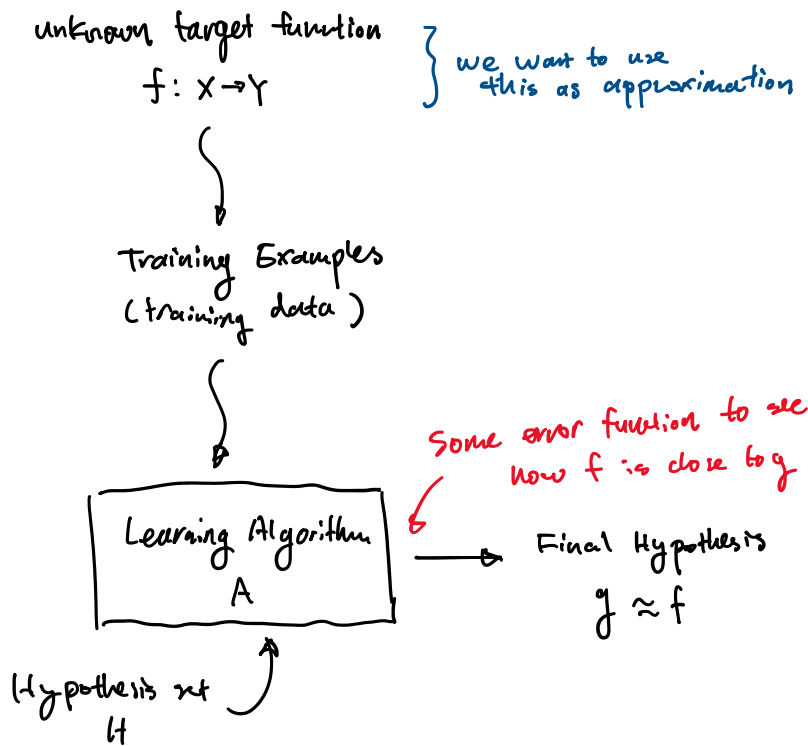


# Machine Learning Introduction

Tuesday, January 14, 2020 12:40

How ML works fundamentally



ex. suppose training example

$$\mathcal{D} = \{(x_1, y_1) \dots (x_N, y_N)\}$$

input vector  $\vec{x} \in X = \mathbb{R}^d$ ,  $d$ -dimensional  
 output vector  $\vec{y} \in Y = \{-1, +1\}$

Hypothesis  $h: \mathbb{R}^d \rightarrow \{-1, +1\}$

we can use a weighted sum and compare w/ threshold value ( $t$ )

$$\forall x \in \mathbb{R}^d, y = h(x) = \begin{cases} +1, & \text{if } \sum_{i=1}^d w_i x_i \geq t \\ -1, & \text{if } \sum_{i=1}^d w_i x_i < t \end{cases}$$

Simplified to  $\vec{w}^T \vec{x}$

$$\text{sign}\left(\sum_{i=1}^d w_i x_i + b\right)$$

bias

or alternatively with Perceptron

prepend (1) to input  $\vec{x}$  ( $\vec{x} = \{1, x_0, x_1, \dots\}$ )

prepend (1) to input  $\vec{x}$  ( $\vec{x} = \{1, x_0, x_1, \dots\}$ )  
 then start from  $i=0$ :

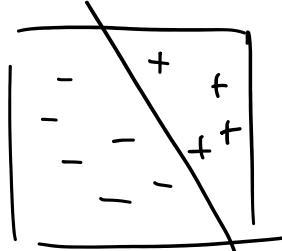
$$y = h(x) = \text{sign} \left( \sum_{i=0}^d w_i x_i \right)$$

we're free to choose the weights ( $w$ ) so that  $h(x)$  fits the training data

ex.  $d=2$  (2D linear estimation)

then  $\vec{x} = (x_1, x_2)$

$\vec{x}_{\text{aug}} = (1, x_1, x_2)$



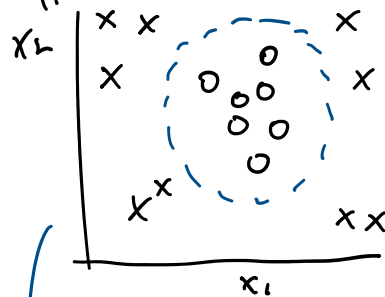
then using algorithm from prev. example:

$$y = \text{sign} \left( \sum_{i=0}^d w_i x_i \right)$$

$$= w_0 + w_1 x_1 + w_2 x_2$$

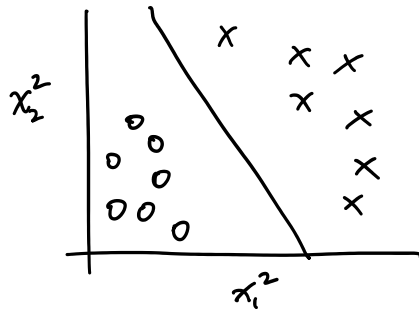
Transformation of Variables / Kernel Trick.

Suppose:



Instead of using  $x_1, x_2$  directly, we can use a function of  $x_1, x_2$ . In this case, we can square the inputs.

transformed to



↑  
this is an example of SUPERVISED LEARNING